


# LATTNER

**The most effective tubeless steam boiler in the world**



- H.E. High Efficiency Model: Miniature Series 1.5, 3, 5, 7HP Pro Series 9.5, 10, 15, 20HP
- For Dry Cleaning, Laundry, Apparel, Humidification, Sterilization, Manufacturing & Commercial Processes, Health & Exercise Clubs, Steam Rooms, Food Preparation & Processing



**LATTNER**

*Safe • Sure • Simple*



# Lattner Vertical

**NOW—Get more steam for your money; greater reserve capacity for peak periods**

- 1.5 to 20HP
- 80%+ efficiency
- Tubeless design
- Safer design
- Total package units
- Ready-to-connect
- Easy Routine Maintenance
- Compact; less floor space
- Tradition of quality since 1918


## Dependable & Reliable

You have just discovered one of the world's most efficient and reliable investments - the vertical, tubeless style of boilers from Lattner.

Its origins are deeply rooted in Lattner's tradition of quality. This space-saving design conserves floor space; 80%+ high efficiency cuts your fuel bills. Engineered to last longer; it requires less maintenance and it always performs - QUIETLY.

## Quiet Natural Draft Gas Burners

Dependable and trouble-free to prevent costly down-time. Precision burners permit the introduction of secondary air to both sides of flame ribbon. Superior combustion. Exceptionally quiet operation.



## Simplified Installation

No engineering is required on-the-job. Installation can be performed by local heating firms for top efficiency. You are in business quicker with Lattner.



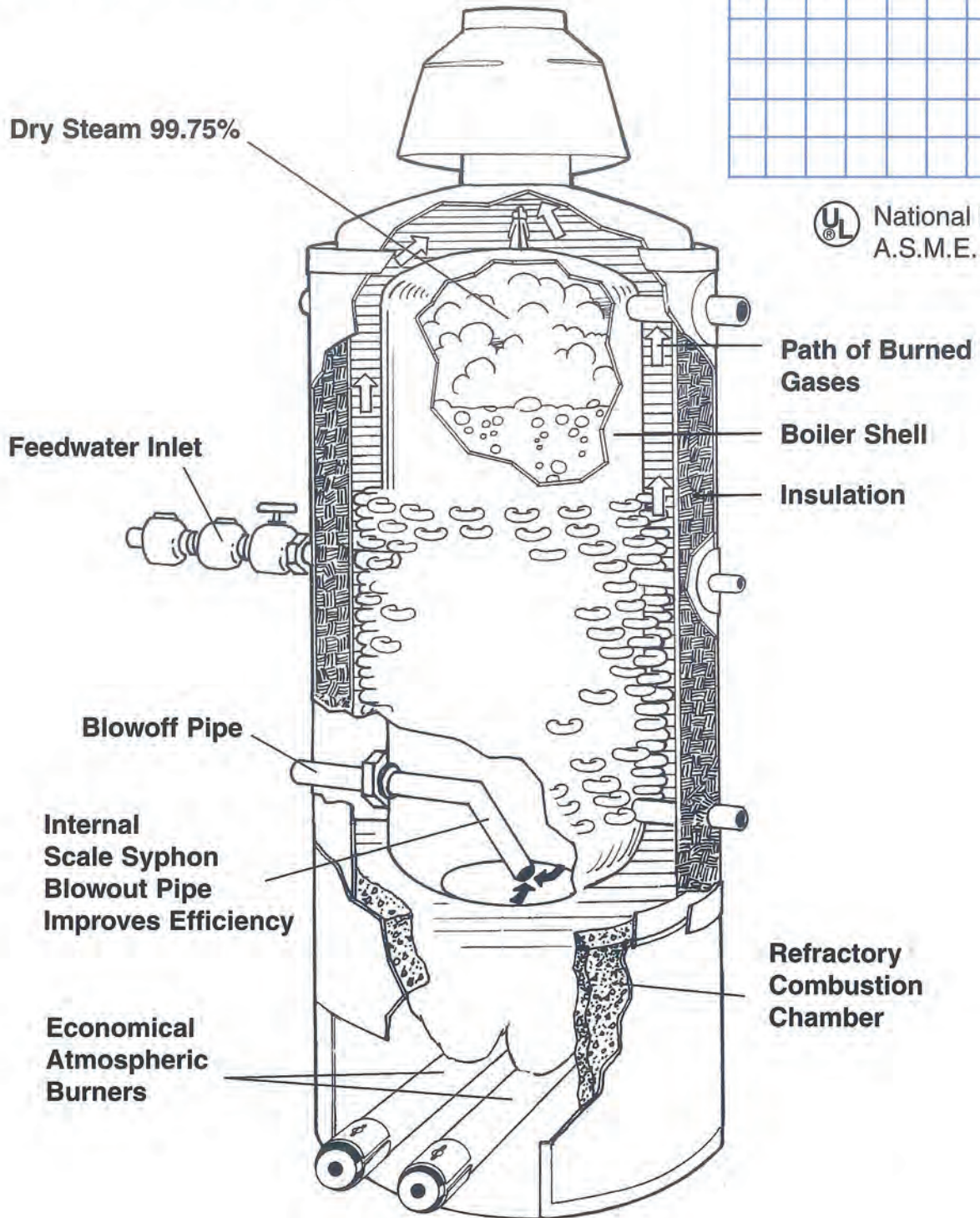
## User Benefits

- Tubeless Design: No tubes or coils to plug up or burn out. Eliminates costly down-time.
- Easy Routine Maintenance: Owner maintenance is made easier with convenient hand-hole openings for visual inspection and simple clean out.
- Reduces Operating Cost: Lower gas bills, fewer replacement parts and easy maintenance put real savings in the owner's pocket.
- Takes Less Floor Space: Designed to fit through a standard 6'8" door opening, the boiler takes a minimum of floor space.
- Safety Features: Two low water cut-offs provide extra protection, alarm capability. Flame safeguard verifies pilot, flame operation.

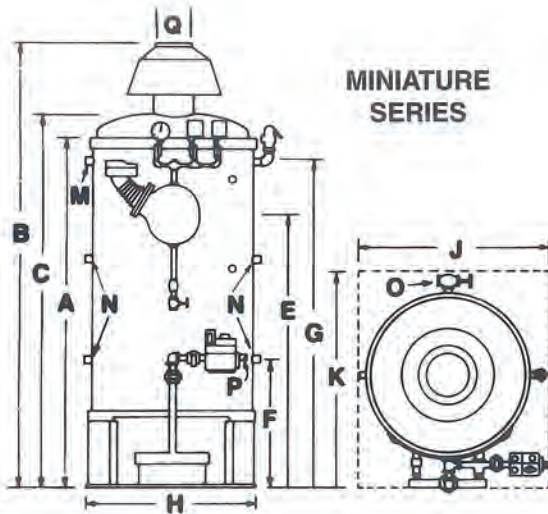
# Tubeless Boilers

## Look inside at proven design:

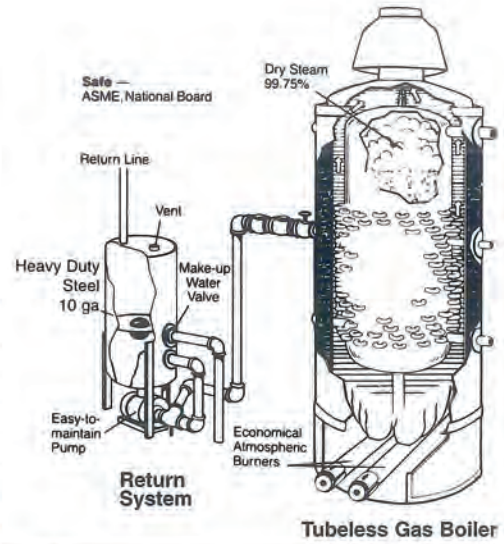
Over the years, Lattner's patented tubeless designs and Iowa craftsmanship have combined to deliver the most dependable steam boilers on the planet. Over 40,000 installed since 1918.



**HIGH EFFICIENCY  
H.E. MODEL**



**MINIATURE  
SERIES**



**Tubeless Gas Boiler**

Specifications: Model H.E.	MINIATURE SERIES				PRO SERIES				
BOILER HORSEPOWER	1½	3	5	7	9.5	10	15	20	
<b>HEIGHTS</b>									
Boiler Stripped .....	A	42"	46"	53"	59"	76"	72"	78"	78"
Top of Draft Diverter * .....	B	58"	61"	68"	81½"	99½"	94½"	105"	106"
Top of Fluecap .....	C	46"	48"	55"	63½"	80"	75"	82"	83"
To C/L of Horizontal Diverter Stack .....	D	-	-	-	69"	86"	81"	89"	91"
Floor to Normal Water Level(Pump Off) .....	D	28"	25"	34"	48"	60"	53½"	59½"	62"
To Feed Water Inlet .....	F	15 ¾"	14"	30½"	37"	47"	40"	40"	49"
To Steam Outlet ** .....	G	35 ¾"	35½"	46¼"	55½"	72"	66"	71½"	70"
<b>DIAMETER</b>									
Stripped, Less Controls & Fittings .....	H	19"	23½"	23½"	30"	26"	33"	33"	41"
<b>FLOOR SPACE (With Controls)</b>									
Width .....	J	24"	30"	30"	33"	35"	37"	37"	49"
Depth .....	K	32"	39"	39"	43"	39"	46"	46"	54"
Addition to width for Horizontal Diverter .....		-	-	-	21"	25"	25"	25"	26"
<b>BOILER CONNECTIONS</b>									
Steam Outlet** .....	M	1"	1¼"	1¼"	1¼"	1¼"	1¼"	1½"	2"
Feed Water Inlet (Either side of Boiler) .....	N	1"	1"	1"	1"	1"	1"	1"	1"
Blow-off Valve .....	O	¾"	¾"	1"	1"	1"	1"	1"	1"
Gas Inlet, Natural Gas .....	P	¾"	¾"	¾"	1"	1"	1"	1"	1¼"
<b>STACK CONNECTION</b>									
Vent Diameter .....	Q	5"	6"	6"	8"	10"	10"	12"	12"
<b>HANDHOLE OPENINGS</b>									
Size 2 ¾" x 3 ¾" .....	Quan.	1	1	1	1	1	1	1	1
Size 2 ½" x 3 ¾" .....	Quan.	1	1	1	1	1	1	1	1
Size 3" x 4" .....	Quan.				1		2	2	3
<b>MISCELLANEOUS</b>									
BTU input in thousands .....		80	160	255	325	398	525	680	970
Water Capacity at Normal level, approx .... Gal.		5.5	9.3	14	32	34	61	73	112
Heating Surface, Total ASME .....	Sq. Ft.	11.3	16.6	18.2	31	52.7	57	67	123
Shipping Weight Approx. .... Lbs.		425	560	635	1225	1600	1800	1900	2700
A.S.M.E. Design Pressure .....	P.S.I.	100	100	100	150	150	150	150	150

*Specifications Subject to Change Without Notice*

**REGULAR EQUIPMENT**

MODEL H.E. TUBELESS BOILERS include as STANDARD TRIM: operating pressure control, manual reset high limit pressure control, McDonnell #150 water level control and low water cut-off, auxiliary low water cut-off manual reset probe type, two blow-off valves, main burner gas valve, safety pilot, lanced-port. atmospheric-type burners, pressure relief safety valve, steam gauge, water gauge set, gauge glass protector, draft diverter, pump relay and control panel 115V/1/60.

\* All boilers have vertical diverters as standard. Horizontal diverter is optional for the 7, 9.5, 10, 15 and 20 H.P. sizes.

\*\* Steam outlet and safety valve connections are interchangeable.

**OPTIONAL EQUIPMENT INCLUDES:** night operating pressure switch, LP gas equipment, electronic pilots, time clocks, etc., can be found on price sheet.



**Lattner Boiler Manufacturing Co.**

Lattner Boiler Mfg. Co.  
1411 9th St. S.W. Box 1527  
Cedar Rapids, IA 52406  
800-345-1527 • 319-366-0778  
FAX 319-366-0770  
www.lattner.com • e-mail: info@lattner.com

Bulletin No. SB113-17